



36X-5Z

TRUCK-MOUNTED CONCRETE PUMP

Placing boom	B5Z 36
Pumping unit	PU1207
Driven by	Gearbox PTO
Chassis	8×4



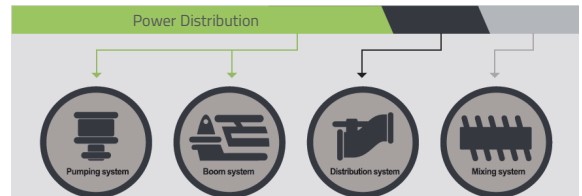
Picture for reference only

Technical Specification

BOOM B5Z 36		
Maximum vertical reach	m	35.5
Maximum horizontal reach (from center of slewing axis)	m	31.1
Maximum depth reach	m	23.3
Minimum unfolding height	m	8.5
Section numbers		5
Boom type		Z
Pipeline diameter	mm	125
PUMP PU1207		
Maximum theoretical output	m ³ /h	120/160
Maximum theoretical pressure on concrete	bar	70
Concrete cylinders (diam. × stroke)	mm	230 x 2100
Hydraulic circuit		Open
CHASSIS(reference)		
Chassis brand		Options Available
Engine power	kW	284/294
Emission standard		Euro 6

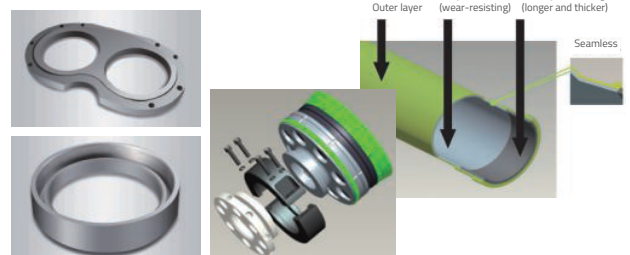
Product Highlight

- Energy saving



The 4th self-adaptive variable power technology saves fuel by 10%.

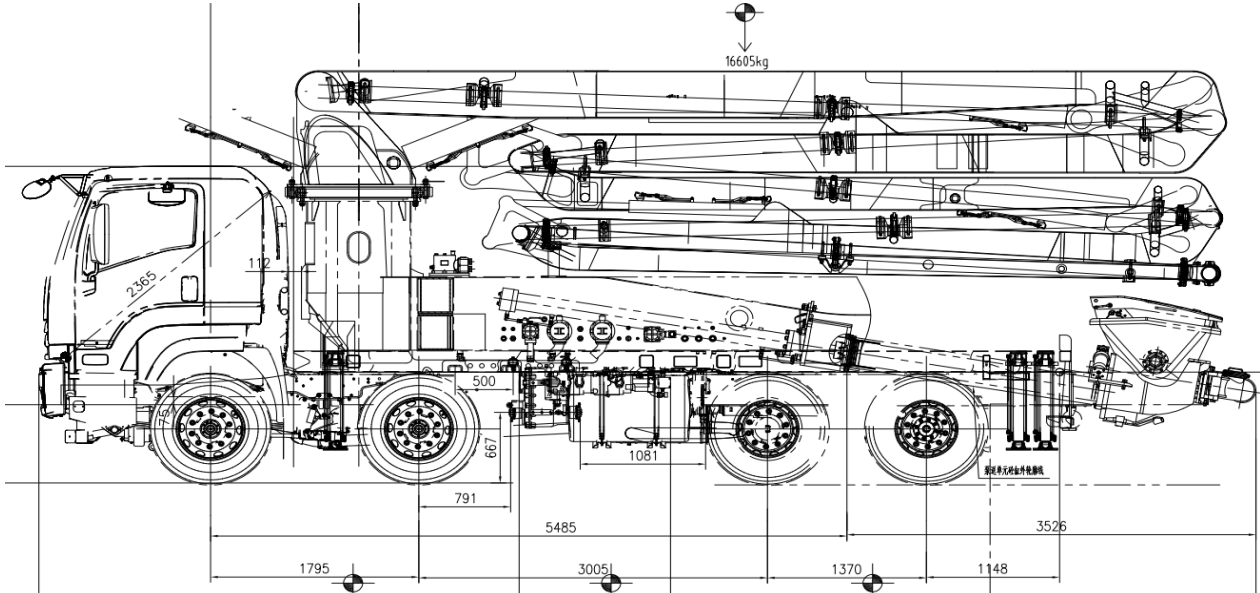
- High reliability: Fatigue optimization design
Service life of boom structure: 8 years or 400,000 m³ without crack, making it equivalent to European standard.
- Intelligence : 3-level fault self-diagnosis
Full self-diagnosis before, after and during pumping to ensure working safely.
With 31 inserted sensors, execute 61 self-diagnosis items.
- Low Maintenance Cost



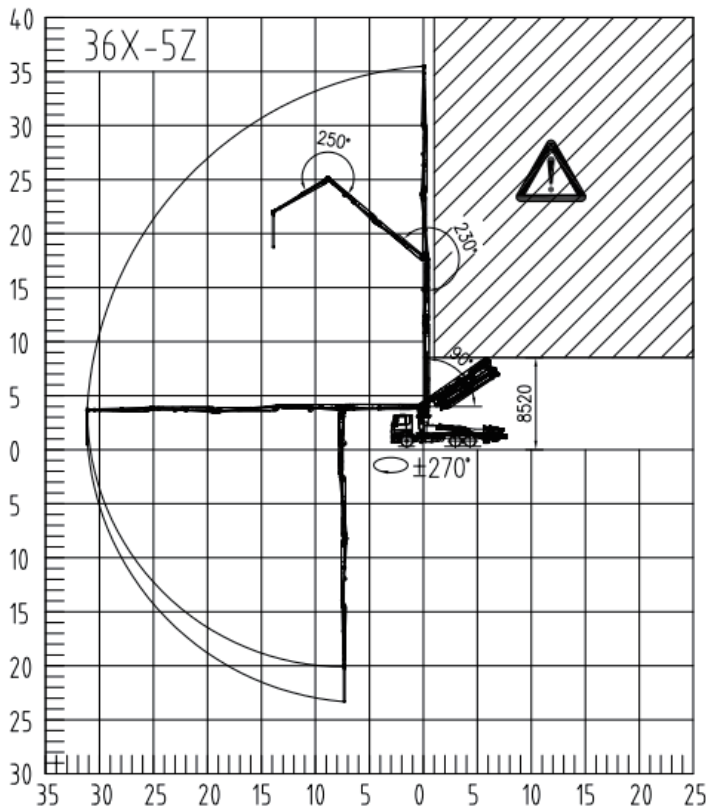
Wearing parts have long service life.



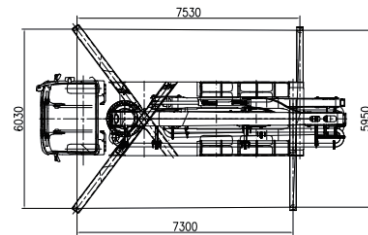
36X-5Z



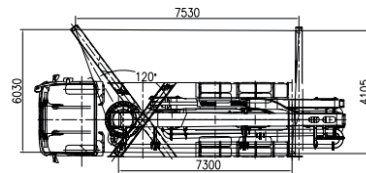
Note: Dimensions depend on truck.
Dimensions in mm.



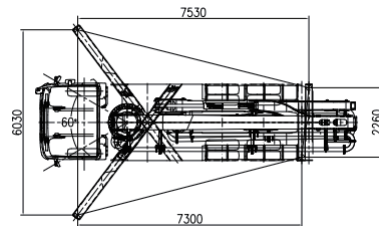
! : Range in which forbid to work.



Full support



Right/Left side support



Front support

